



Multi-Axial Accelerometers

DESCRIPTION

Series 3001 Multi-Axial accelerometers are hermetically sealed instruments for simultaneous measurement of acceleration on one, two, or three axes: vertical, longitudinal, and lateral.

These accelerometers consist of up to three separate, rugged seismic sensors responding to forces along each axis. Each sensor consists of a bending beam, with strain-gages forming a full Wheatstone Bridge, and a mass. An advanced solid-state electronic signal conditioning package compliments the mechanical configuration.

These units are designed for use in military and commercial aircraft which utilize digital flight data acquisition and recording systems. Each of the accelerometers meets the mandatory requirements of FAA and other worldwide regulatory agencies. They are designed to ARINC specifications 573 and 717, and tested to TSO C51a and RTCA DO-160. They are directly interchangeable with any accelerometer now in service and are compatible with any digital flight data recording system.

OPTIONS

- Multiple (1-3) axes
- Special Ranges
- Special Output

APPROVALS

- TSO C51a
- CAA Appliance Registration Reference AR-361

APPLICATIONS

- Digital flight data recording per ARINC 542, 573, and 717



FEATURES

- ✓ **Range—**
Vertical: +6G to -3G
Longitudinal: $\pm 1G$
Lateral: $\pm 1G$
- ✓ **Tested To—**
TSO C51a
RTCA DO-160 ENV CAT
D2AJER/XHXXM/
XFXABBAB
- ✓ **Compliance—**
ARINC 573
ARINC 717
ARINC 542A
- ✓ **Certification—**
With flight data recorder
system or STC
- ✓ **Compact Sizes—**
4 in. x 2.5 in. x 3 in.
3.25 in. x 3.25 in. x 3.5 in.
4 in. x 2.5 in. x 2.55 in.
- ✓ **Light Weight—**16-24 oz.

AMETEK[®]
AEROSPACE

Multi-Axial Accelerometers

SPECIFICATIONS

ELECTRICAL CHARACTERISTICS

Range:

Axis	Range	Output
Up	+6G	5000 mV
Down	-3G	200 mV
Forward	+1G	5000 mV
Aft	-1G	200 mV
Right	+1G	5000 mV
Left	-1G	200 mV

Axial Null:

Vertical-1800 mV; Longitudinal-2600 mV; Lateral-2600 mV

Excitation: 21-32 VDC (28 VDC nominal)

Output: 6.5 VDC maximum

Accuracy to: 0.75% FSO

Resolution: Infinite

Supply Current: Less than 75 mA 32 VDC excitation

ENVIRONMENTAL CHARACTERISTICS

Temperature Operating Range: -65° to 185°F (-54° to 85°C)

Compensated Range: -65° to 160°F (-54° to 71°C)

Thermal Effect on Zero: ±0.01% FSO/°F

Thermal Effect on Sensitivity: ±0.01% FSO/°F

Vibration: 5-2000 Hz, 10G maximum at one octave/minute sweep rate

Shock: Peak acceleration of 6G minimum for duration of 11 milliseconds at 1/2 sine wave

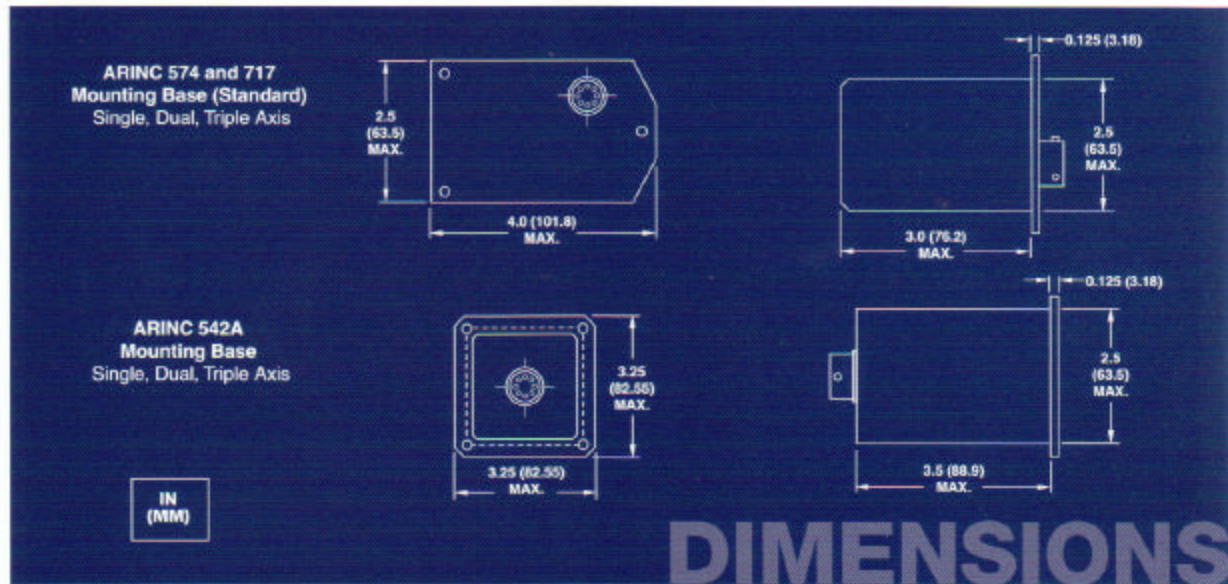
Insulation Resistance: 100 Mohms minimum at 50 VDC

MECHANICAL CHARACTERISTICS

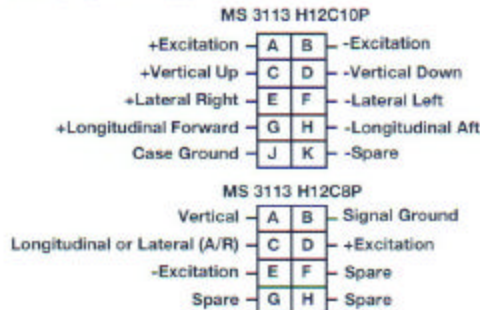
Hermetically Sealed Connector: MS 3113 H12C10P typical

MS 3113 H12C8P for single and dual axis ARINC 542A mtg.base

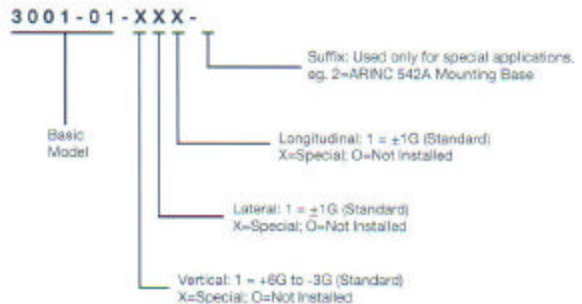
Weight: 24 oz. maximum



PIN CONFIGURATION



ORDERING INFORMATION



AEROSPACE

www.ametekaerospace.com

HEADQUARTERS

50 Fordham Road • Wilmington MA 01887 U.S.A.



the *only* authorized AMETEK Aerospace & Defense distributor for Europe, Latin America, Africa and the Middle East:

www.kellstrom.com

3701 Flamingo Road

Miramar, FL 33027

Tel: +1-954-538-2000

Fax: +1-954-538-2188

AOG - After hours: +1-954-658-5490

ametek.sales@kellstrom.com